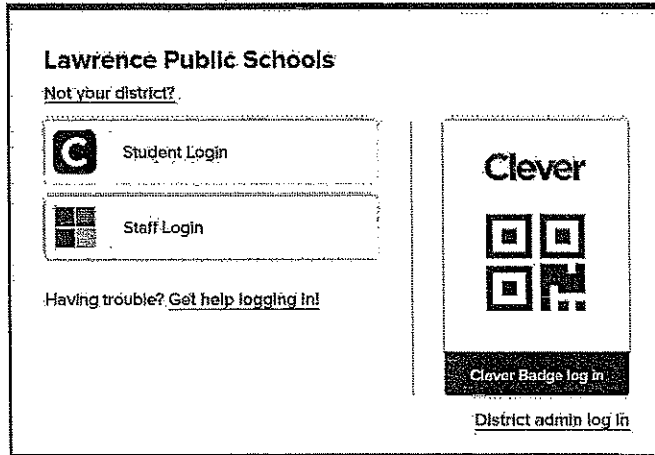


# Guide to Accessing Google Classroom: Computer

1. Using the Google Chrome Browser, go to the Lawrence Public Schools website:  
<https://www.lawrence.k12.ma.us/>
2. Hover the mouse over the "Community" heading.
3. Click on "Google Apps Students"
4. This will take you to the Lawrence Public Schools Clever Login Page:



5. The student will be prompted to sign in with their Lawrence Public Schools credentials
  - a. Enter the student username (they received this information at school)
  - b. Enter the student password (they received this information at school)
6. Once the student has logged in, they will see all of the classes they were assigned to.
7. Students will find their assignments in their respective classes.

# Guide to Accessing Google Classroom: iPhone/Android App


## SIGN IN TO CLASSROOM

iPhone & iPad/Android


### Sign in for the first time

To learn more about downloading the Classroom app, see [Get the Classroom app](#).

1. Tap Classroom
2. Tap Get Started.



3. Tap Add account.
4. Enter your username (assigned at school) and tap Next.




5. Enter your password (assigned at school) and tap Next.



6. If there is a welcome message, read it and tap Accept.



7. In the G Suite for Education account, tap I'm A Student.



8. To receive Classroom notifications, tap Allow. A badge will show for each new assignment input.

# Additional Online Assignments



While you are away from school, your entire education team wants you to continue learning! Please use the following links to work on important skills. We are excited to see you when school opens and we want you to be prepared to do well in every class. Here are the things you can do at home to make sure you are practicing and growing while you are out of school.

1. Typing: [www.typing.com](http://www.typing.com) (20 minutes per day)
2. Social Studies Topics: [www.icivics.com](http://www.icivics.com) (30 minutes per day – pick ANY game available)
3. Composition: Students should spend time selecting a prompt from the NYTimes  
<https://www.nytimes.com/2019/09/04/learning/550-prompts-for-narrative-and-personal-writing.html> and responding to the prompt in complete sentences, using dialogue, and proper punctuation. (30 minutes per day – choose from any prompt listed)
4. Editing: Students should use <https://essay-grader.com/> to get feedback on their work when it is complete and make any recommended edits (15 minutes per day)

